

Verdi's:



La Traviata

La Traviata, the fallen woman

La Traviata was composed by Verdi and written by librettist Francesco Maria Piave. It is based on the play La Dame aux Camélias, which was originally a novel.

Verdi and Piave wanted the opera to be set in their time 1850s, however the first production was set in 1700, a decision made by the director

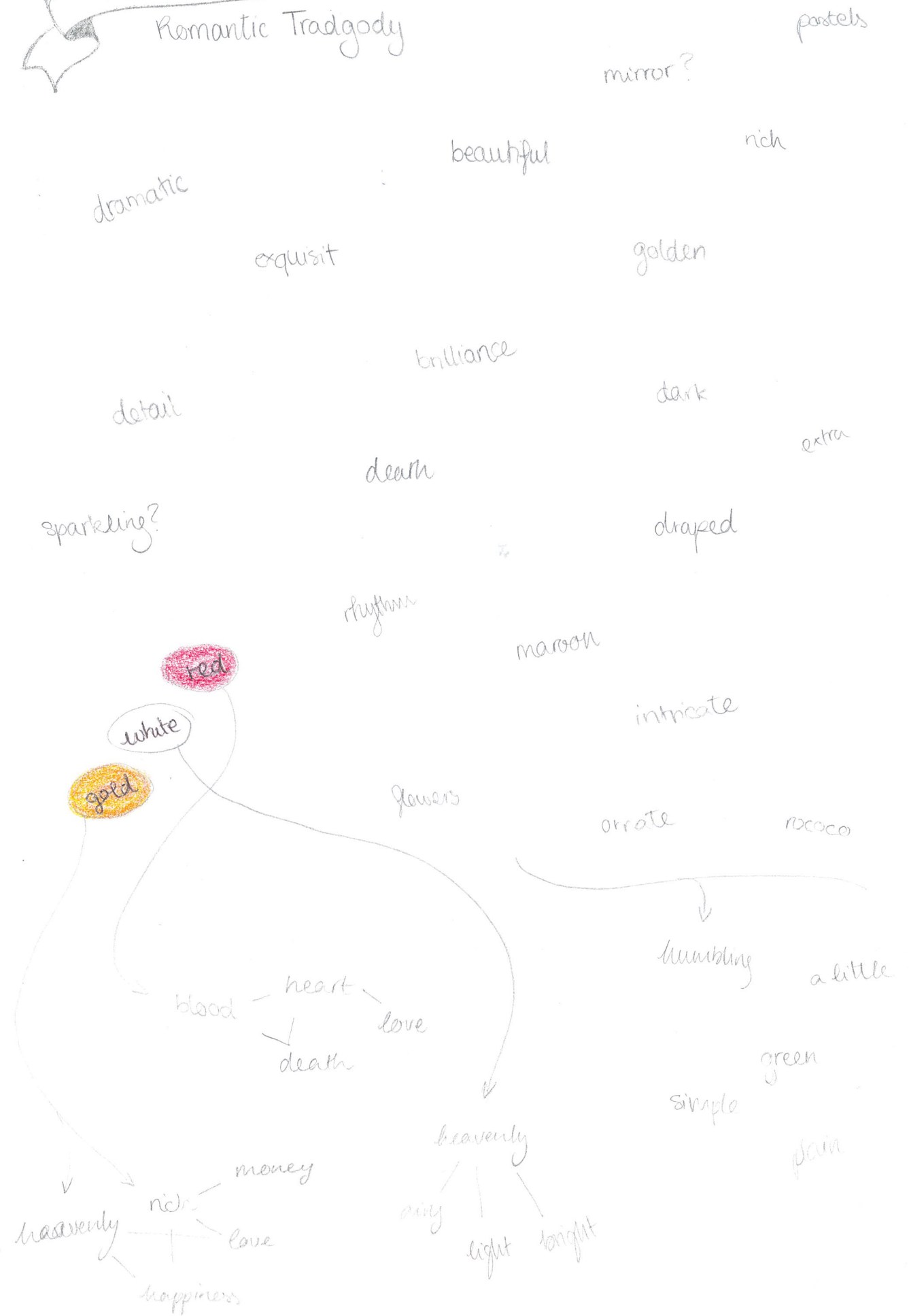
La Traviata plays in Paris. The first act is in Violetta's place. Violetta is the main character, a ^{prostitute} woman of high society and lavish lifestyle, but she is ill with and knows she will soon die. At this party she is introduced to Alfredo, who confesses his long held love for her, but she declines his offer with friendship. She also gives him a flower and tells him to come back to her when it has withered. Violetta reflects on his words, but eventually decides that she should stay as she is.

In Act 2 Violetta and Alfredo are living in the country a little outside of Paris. But Alfredo leaves for Paris to sort out the financial issues, having realized what Violetta has sacrificed to be with him. Meanwhile Alfredo's father pays Violetta a visit, forcing her to leave Alfredo, as he claims that their togetherness is getting in the way of Alfredo's sister's marriage. She leaves him, leaving behind a farewell note. Alfredo, very sad, finds ~~an~~ an invitation to Flora's (Violetta's friend) party, and makes it his mission to win her back.

At Flora's party Violetta is accompanied by the Baron. Men are gambling, Alfredo joins and states that when you are unlucky in love, you are lucky in cards - he goes on win. Violetta and Alfredo stay behind she pleads her to come home with him, but unable to tell the truth, Violetta states that she is still in love with the Baron.

In Act 3 Violetta is lying in her sickbed in her parison home. The doctor says she has only a few hours to live. Violetta reads a letter from Alfredo's father that reads that Alfredo has been told about the truth and is now on his way to her. He has given in, however. Alfredo arrives and they are united, but Violetta soon dies in his arms.

La Traviata Romantic Tragedy



Act 1

• party

- wealth
- rococo
- drink

Act 2

• humble country house

• party

- humble
- plain w/ flowers
- cottage/house
- wealth + rococo

Act 3

• parian flat, sick-bed

- rococo
- white - pure - death -> heaven

La Traviata

- set in Paris
- in the 1750s
- performed in London, Royal Opera House.

Space

Story

- * What are the dimensions?
- * What spaces are provided?

- * What is the work about?
- * What is the mood?


- Characterize the story, setting and mood of the work
- Choose a type of theatre
- Research

Space


Story

- Proscenium arch theatre
- very big
- Love and Death
- Pending Death/Death





PRODUCTIONS THAT USE MIRRORS.



this production uses projections and reflections



this production uses a standard structure, and uses curtain, furniture and drapery (and more) to change the location.



Violetta in Act 1

OTHER PRODUCTIONS



It all began when I came across the Catherine Palace, St. Petersburg!



Russia

the pointed domes of the towers are very russian, ~~but~~ they compliment the position rococo style that the rest of the palace is



pastels are the ultimate colours of rococo



← this is the same room →



Swirls, flowers,
shells, leaves/
foliage and
asymmetrical scrolls.





Either made
of wood &
plaster or
metal



Rococo Chandeliers and
Details



Beautiful crystal and ornate
metal chandeliers!

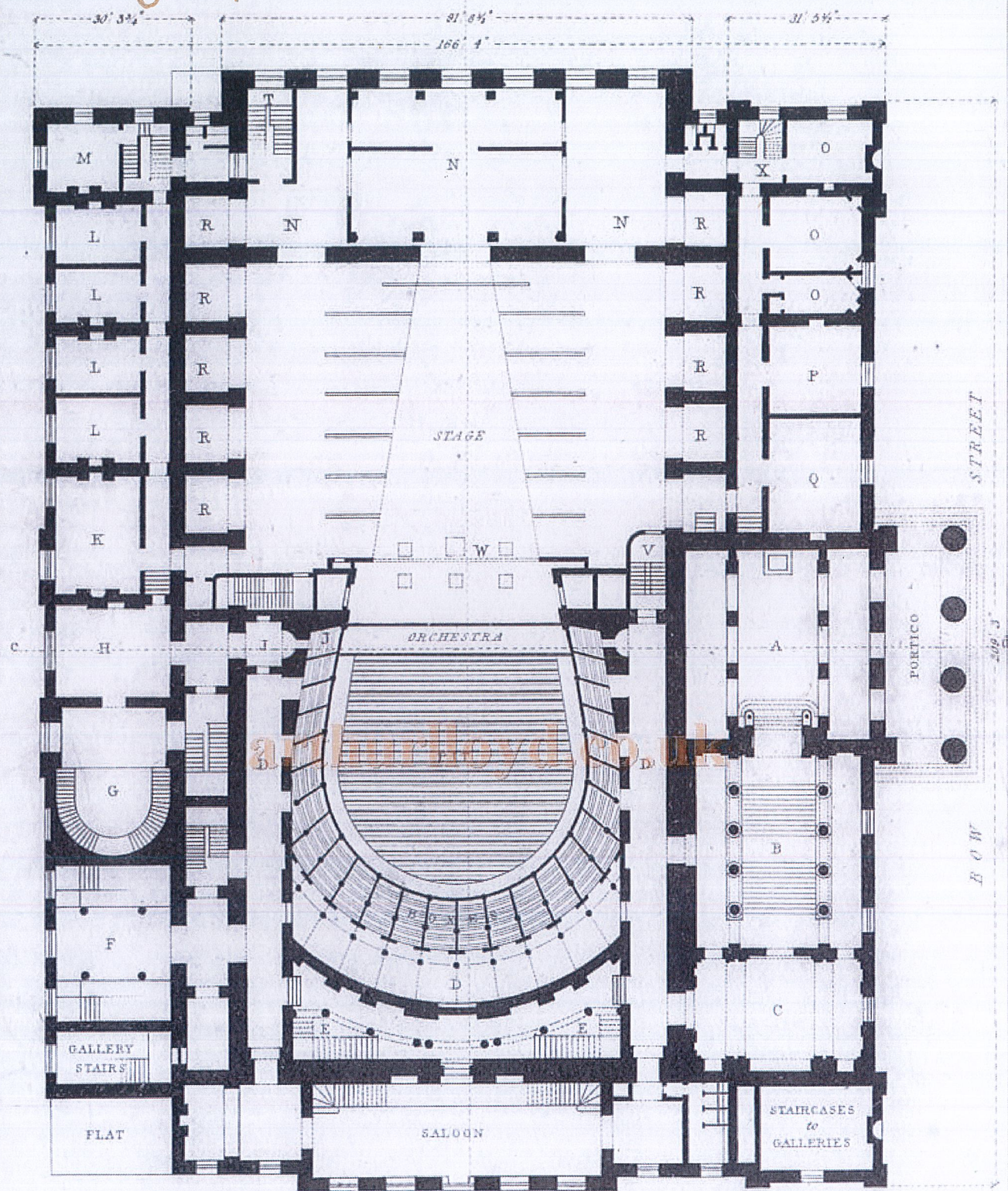


More heavenly rococo
detail and paintings
- take note of gowns!

The Royal Opera House

HART STREET

PL. I.



a b Section plate 3. c d Section plate 2.

A Hall. B Principal Staircase. C Saloon. DDD Corridors. E Stairs to Upper Boxes. F Box Staircase. G King's Staircase. H Royal Saloon. J King's Box. K Store Room. LLL Ladies Dressing Rooms. M Committee. N Scene Room. OOO Men's Dressing Rooms. P Manager's. Q Green Room. R Recesess for Scenes. T Stairs to Stage & V Stairs from Stage to Boxes &c. W Drop Curtain & traps.

G. Wightwick del. R. Smirke Arch^t J. Le Keux sc.

COVENT GARDEN THEATRE. PRINCIPAL PLAN.



London, Published Oct. 1. 1824. by J. Taylor, High Holborn.

COX &

- designing a set for the Royal Opera House, Covent Garden
- a grand theatre
- proscenium arch theatre

I chose the Royal Opera House, because it is a proscenium arch theatre and my production is an opera so it seems fitting to have it shown at an opera house.


Model of a proscenium arch theatre in the V&A



The Royal Opera House


ACT 1

Party



rooco ball room


Country Side House



House in the french country side

ACT 2


Party #2



rooco ball room

ACT 3

Paris Flat




sick bed

- stage
- space of stage used and lit

The spaces of the stage used: big, small, big, even smaller; are like breaths. Violetta's breaths; how they get smaller as her death approaches. They also show the grandness of the scene.

decorative themes

- rococo
- gold
- red
- chandelier/s
- cottage-style
- exposed raw wood
- brown
- colorful flowers
- white rococo bed
- light pink room

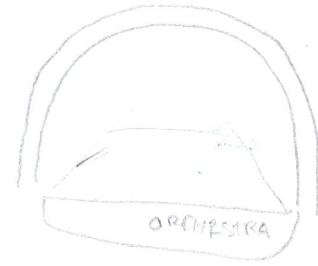


Rococo

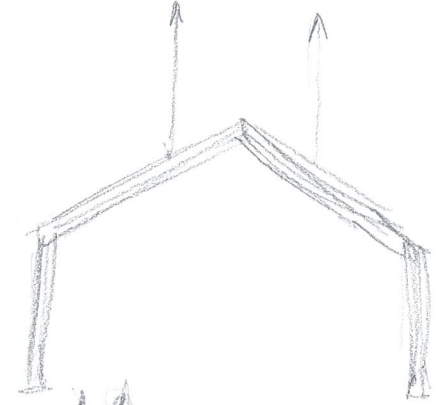
I chose to use the rococo style because it originates in Paris, ca. 1730,

and that is where the opera is set. The intricate scrolls and flowers and pastel colours that are rococo, are very romantic and thus expresses the romance of the opera. Rococo is also very feminine.

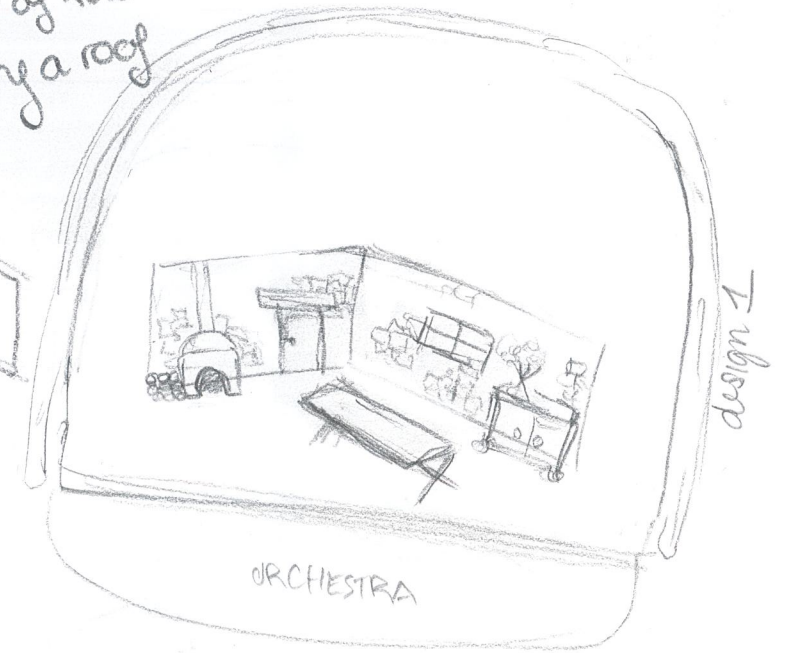
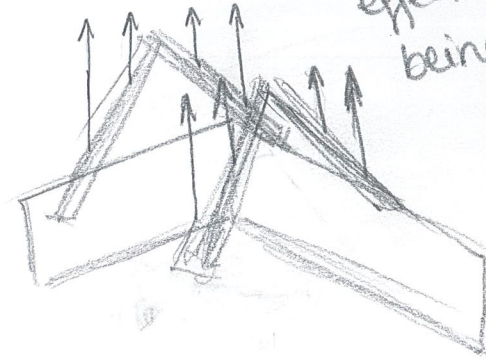
Humble Life



design 2



wooden beams hung from above to create the effect of there being a roof



design 1



Four raw wood beams

proceed to page 28 for further process



This clock is fabulous, perhaps I should include something like it in Flora's house to symbolize Violetta's time running out.

THE ROCOCO SECTION IN THE V&A



The white rococo wall panelling and soft pink/red rosy colors of the daybed are ~~exactly~~ something to maybe incorporate into the last act.



This is a rococo painting of Madam Pompadour



The asymmetry is so nice



Party(s)

Violetta's House -
Glamorous rococo
room in Paris.

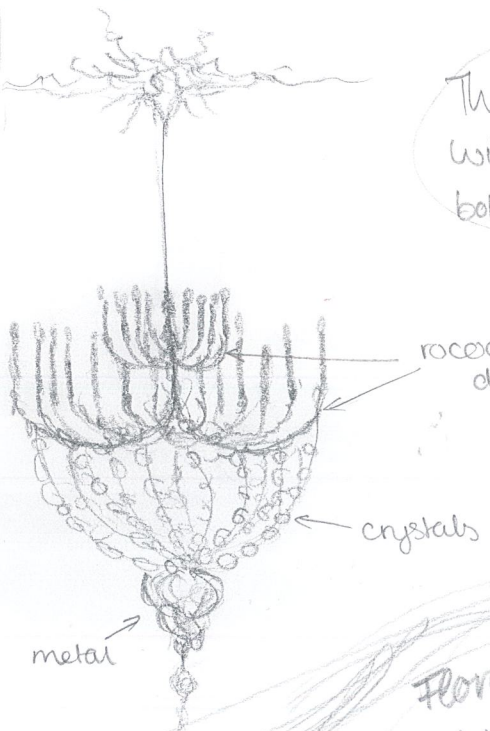

design 1



ORCHESTRA

The Chandelier
will be used for
both houses.


colours for Violetta's
House



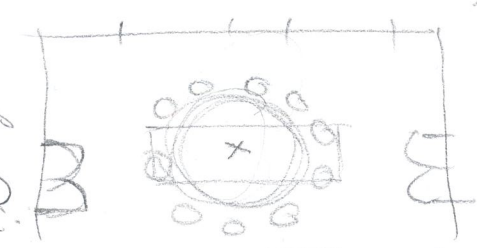
lavender
purple and silver
are more playful than
the gold and reds, which
are more dramatic. They
reflect the story: At the beginning
Violetta's house - life is
normal nothing has
happened yet.
Flora's House - V. was
left Alfredo and he
wants to get her back!

Flora's House -
(also) glamorous rococo
style -

Flora's party
will have a
large table
- gambling



design 1



design 2

colours for
Flora's House



gold is higher up than
silver - it is richer!
Violetta's House: silver
House: gold
Violetta's fall - gives the illusion of
and in death

Please turn open!
to reveal stage and
scene changing technicalities

Mirrors, like
windows, to reflect
the party and give
the illusion of
a greater place

chandelier
(will hang lower)



design 2

EVERYTHING
ON WHEELS!


THIS LAYOUT!

not
detail



design 3

Grand
Piano size
measurements:
W. 150cm
L. 240cm
H. 99cm



ACT 1

Party at Violetta's House

→ change set to Flora's house and add the humble home into that space →

ACT 2

scene 1

Humble Home

Quick change!

→ turn stage to reveal Floras house →

ACT 2

scene 2

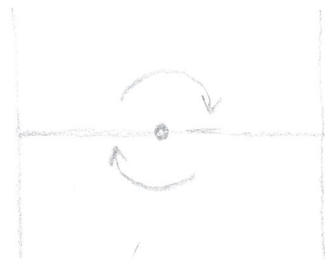
Flora's House (Dinner + Crumbling)

During Interval remove the humble house and replace with darkened lights and set stage to sick-bed

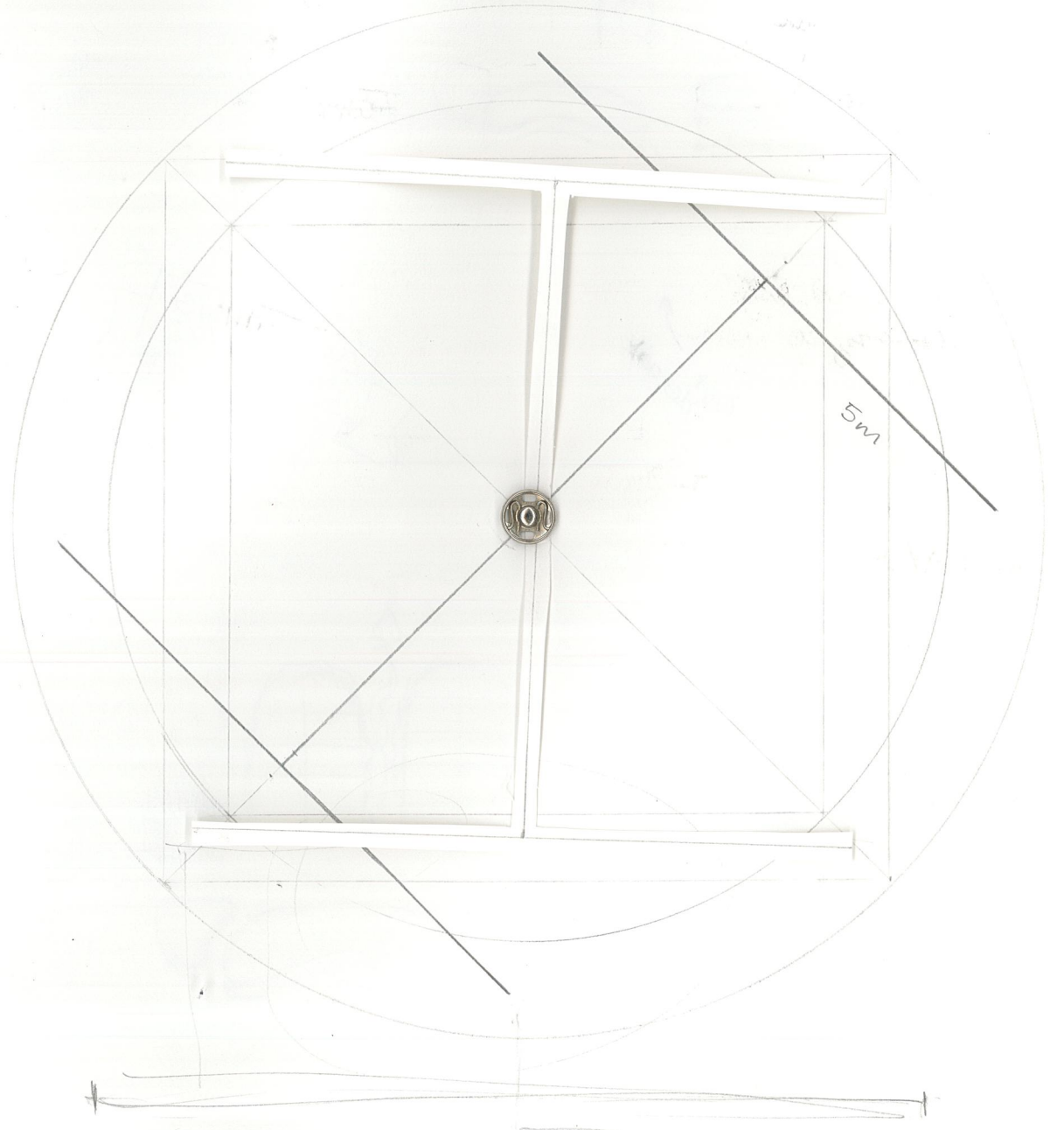

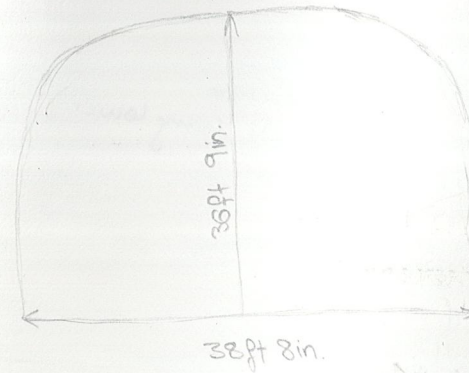
ACT 3

Parisian Flat

Moving Set Methods




Stage Measurements



Parisian Flat

The colours chosen:
 pale pink is a pastel
 (very rococo) and is
 like a muted red.
 White is white and light!

LIGHTING




very pale pink

pink is playful, reminiscent of V's life.

white

the bed and wall structure will be built as one to make it more easy to move



light

I chose these colours because they are light and plain, the pink is a subdued dramatic ^{colour} (as it is kind of a shade of red). However most importantly the colours are light to give the mood of [redacted] as Violetta is dying.

dark

back ground


foreground



design 2

BED SIZE
 Double:
 135cm x
 190cm

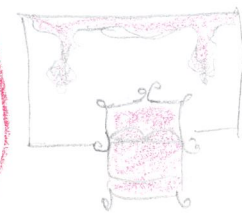
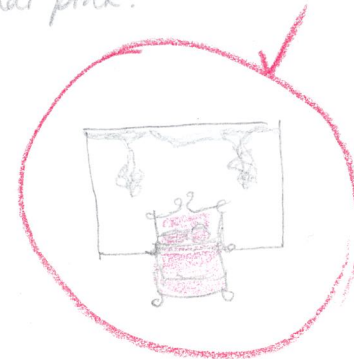
rococo detail (flowers and foliage and scrolls)



design 3

- I cannot yet decide on what should be white and what pink:

as previously commented on a photo (page 23) all could be white with fleecy pink bedding but not too attention seeking



OPEN FOR
COTTAGE INTERIORS




↑ this is a very good fire place

id
and


e

The Cottage

- life in the country-side
- their **lumber** life is demonstrated through the **simplicity** of the cottage (versus the intricacy of Rococo.)



fireplace #1




fireplace #2

logs in
or on something
to make them
easier to move
during set changes.

				
wood #1	stone	wood #2 pottery	wall	flowers

The cottage should have a add objects, mixed plates and chairs - **"make do, and mend"** vibe.



old wooden bench like in the picture





↳ That's a good bench!



I really like this picture: light walls, dark wood, mixed simple chairs, pretty flowers and that shelf with the plugs, pots and spoons.

I absolutely love all the raw wood beams and exposed stone walls




The set would definitely be simpler/basic and less like than this!



↳ This is a very good fire place

Flowers and plants bring life to the dead wooden beams and cool, heavy stone.


- wood
- exposed stone walls
- simple furniture
- fire
- flowers



design 3


Flora's Party

table x1



chair x4

for the gambling people - Alfredo, Karon...




a chaise longue for the ladies

a lounging woman



sheer curtains white / red pink

a picture



updated version of the back-wall

→ I changed it because when I drew the plan of the set a revolving set I realised that it would be nicer (and easier) if there was symmetry between the two party rooms.

Costume Ideas



1750s style dress and flowery fabrics at the V&A.

